

DC-646iPRO

SLITTER/CUTTER/CREASER

THE NEXT STEP IN THE EVOLUTION OF PRECISION

Speed of up to 30 sheets per minute
Automatically positioned tooling
Barcode and Image registration mark
8 slits, 30 cuts and 20 creases in a single pass

*Direct mail, Menus, Business cards, Post cards, Greeting cards ,
T and L shaped perforated tickets, Clothing tags, Boxes, CD/DVD covers.*



One look at the powerful, heavy duty build of the DC-646iPRO is enough to reveal its innovative design and efficient dynamics. Together with its high-quality and motorised tooling, it is the most versatile finishing system available in the market today. The result of analysing the current market trends and anticipating future needs of digital printers, the DC-646iPRO is the perfect solution for a mid to high volume digital printer.



Advanced Feeding Mechanism. Superior Air Management System.
The DC-646iPRO has a unique feeding mechanism for precise and accurate feeding. This reduces the risk of damaging the printed sheet by using a combination of multiple air vents to lift and separate the sheets from the top of the 100mm high capacity unit. The top sheet is picked up and fed by vacuum using a super wide feed head and registers to a side lay that is adjustable for image skew.



Intelligently designed. Intelligently integrated.
The feature rich DC-646iPro is a guillotine, creaser and a perforator in one highly efficient and compact footprint. Not only does it save on labour, time, space and the cost of purchasing 3 separate machines, it also dramatically reduces the multiple handling of printed sheets from one machine to another.



Automated Precision. Redefined to the point of perfection.
Some strive to achieve perfection; the DC-646iPRO simply makes it look easy. The DC-646iPRO uses a single CCD camera to read the barcode and registration mark. With 5 settings and suitable for any digital press, the system automatically identifies jobs and sets up the tooling to the printed registration mark. This compensates for image drift and ensures the processed sheet is finished perfectly every time. While the machine looks after automated set-up and running, the operator can use his time more efficiently with other manual tasks. Unloading on the run is made convenient with pause functions and batch separation, allowing minimal interruptions to production.



Exhilarating experience. Ease of operation.
The DC-646iPRO comes equipped with PC controller software that enables users to set up new jobs, lock them from accidental editing and manage all functions. It also stores an unlimited number of jobs for quick and easy recall.


Finishing Process



Feeding




Slit



Cross-Perforation



Perforation



Crease



Cut



Stack



Optional modules



Advanced feeding



Packed with advanced technology.

The DC-646iPRO comes equipped with a margin slitter module, a rotary tool module, 2 centre slitter modules, a creaser tool and a cross knife tool, as standard. Add further optional modules and you can create more features such as perforation, slit-scoring, micro-perforation, and scoring in both directions and also skip perforation multiple times on the sheet, all in a single pass. This enables the operator to produce up to 8 slits through the length of the sheet, 30 cross-cuts and 20 creases in a single pass.



Slitting Modules

Each slitting module comes with a pair of independently controlled slitting tools. The operator can produce up to 21-up full bleed business cards on SRA3 without the use of an additional business card module.



Rotary Tool Module (RTM)

The RTM offers two independently controlled tools that allow users to easily switch between combinations of scoring, perforating, micro-perforating and slit-scoring. In addition, the RTM has the ability to automatically raise and lower the tools, creating a non-continuous strike or skip perforations along the sheet.



Cross-Tool Module (CPM)

The CPM can perforate, micro-perf or slit-score across the width of the sheet. This can be the full width, or by automatically raising and lowering the tools, skip-perforations can be made. Up to 4 different sequences can be programmed to allow various patterns in different locations along the sheet. This design allows great flexibility without the need for changing a rule cut to a specific size.



Brilliant Design. Open Architecture


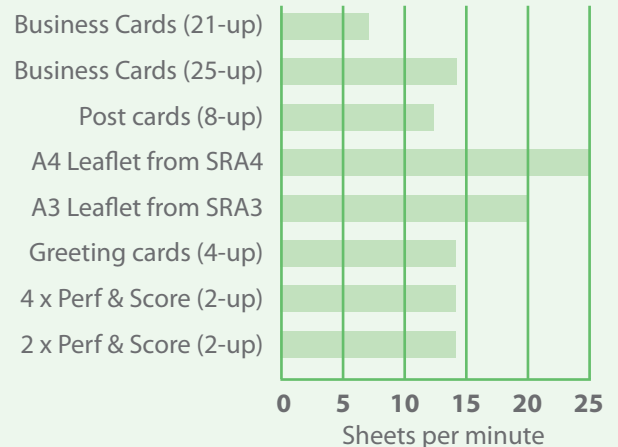
When designing the DC-646i Duplo wanted to ensure that it minimises operator intervention and system downtime. The waste from the sheet passes through to the large bin below to allow longer runs between unloading. Additional modules are neatly stored on hangers on the outer body of the DC-646i. This will not only avoid the modules being accidentally damaged when not in use, but also keep your finishing room organised and tidy.



Applications have never been so easy to create. And of course finished.

It is easier than ever to set up new jobs on the DC-646iPRO and export the PDF template for your pre-press or designer to use. Duplo have included a library of recommended templates as an Adobe Acrobat interactive catalogue. This library contains the templates, pre-programmed for the most common and also some more complex jobs.

Speed Chart



CCD camera



Card stacker

Specifications

Speed:	30ppm (A4 LEF 2 cut & 1 crease)
Operation:	Multi-language windows based PC controller software and control panel
Job Memories:	250 Unlimited memories on PC Controller
Feeder:	Capacity 100mm Air knife plus vacuum separation, skew adjustment, Side air blower
In-feed paper size:	Width 210-370mm Length 210-670mm (999mm*)
Minimum finished size:	Width 48mm Length 50mm (28mm*)
Paper weight:	110-350gsm
Tolerance:	+/-0.2mm
Slits (length of sheet):	Six (standard) Eight (with the optional module)
Slitter details:	Side margin slit width: 3.2-55mm Gutter slit width: 5-15mm > 15mm delivers to stacker
Creases:	Max. 20 per sheet
Cutter (cross knife):	Max. 30 per sheet
Cutter details:	Lead edge margin: 3mm (0.1mm*) Gutter cut between cards: 3mm (0.1mm*) Trail edge margin: 5.0mm (0.1mm*)
Receiving stacker capacity:	140mm
Card stacker capacity:	60mm
Job separation:	Manual or time interval for batch separation
Noise level:	Less than 80db during a continuous operation
Power:	230 VAC 50/60Hz 1.9A 400W
Weight:	285kg

* Extended specification

Optional Modules


Rotary Tool:	Minimum distance between tools 48mm Accuracy +/- 0.2mm
Slitting:	Minimum distance between tools 48mm Accuracy +/- 0.2mm
Cross Perforation:	Max. 20 per sheet Minimum distance between perforations 0.1mm

Rotary Tool Module

Document weight:	Perforation tool 16tpi: 110-350 gsm Micro perforation tool 50tpi: 110-180 gsm Score tool: 110-350 gsm Slit-score tool: 270-350 gsm
Module weight:	8.0kg

Cross Perforation Module

Document weight:	Perforation tool 16tpi: 110-350 gsm Micro perforation tool 50tpi: 110-180 gsm Slit-score tool: 270-350 gsm
Module weight:	7.0 kg



Duplo International Limited

Automated Precision House
Hamm Moor Lane
Addlestone
Surrey KT15 2SD

Tel +44(0) 1932 263 900 - Fax +44(0) 1932 263 901
info@duplointernational.com
www.duplointernational.com

Duplo is a trade mark of the of the Duplo Corporation. Duplo has a policy of continuous improvement and reserves the right to amend the above specification without prior notice

Production rates are based on optimal operating conditions and may vary depending on stock and environmental conditions. As part of our continuous product improvement program, specifications are subject to change without notice.



Ref:646iPRO/12/17